



EBU

OPERATING EUROVISION AND EURORADIO

PUBLIC: This document is intended for public distribution

WOMEN IN MUSIC


SLIDE DECK

MEDIA INTELLIGENCE SERVICE
OCTOBER 2019



GENDER RATIOS IN THE MUSIC INDUSTRY

Proportion of women employed in the music industry workforce:

 **30%**

Producers
6%
(US & Canada)

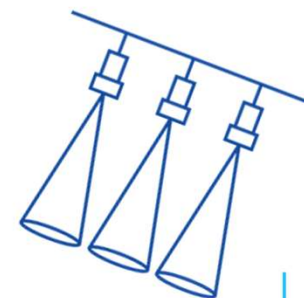
Sound engineers
5%
(UK)

Songwriters
16%
(Europe)

Source: Keychange manifesto (PRS foundation) for overall and songwriters, Women in Music for producers, SoundGirls UK quoted by Keychange manifesto (PRS foundation) for sound engineers
EBU-MIS 2019



LIVE MUSIC




UK SUMMER FESTIVALS - 2017 top-slots concerts:

84% were
all-male acts

3% were
all-female acts

And there are **no signs of positive evolution** over the past five years:



Source: BBC news
EBU-MIS 2019

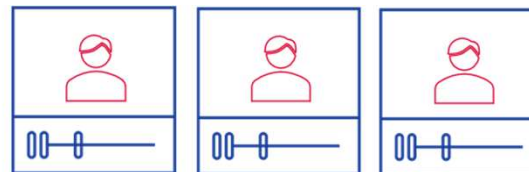


STREAMING PLATFORMS

SPOTIFY LISTENING PATTERNS



23%
of all Spotify streams
are from **female or
mixed-gender** artists



31%
when listener
is a woman



18%
when listener
is a man

Source: Every noise. Data 16 September 2019
EBU-MIS 2019



MUSIC AWARDS

10%
of Grammy nominees
2013-2019 were **female**

3%

In the category
«PRODUCER OF THE YEAR»

7%

In the category
«ALBUM OF THE YEAR»

21%

In the category
«SONG OF THE YEAR»

41%

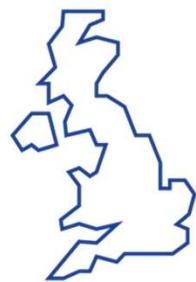
In the category
«BEST NEW ARTIST»

Source: USC Annenberg Inclusion Initiative
EBU-MIS 2019



POP MUSIC

Less than a fifth of 2018 UK and US most popular songs were credited to female artists.



13%

of artists performing
UK 2018
top 100 songs
were **female artists**



17%

of artists performing
US 2018
Hot 100 Billboard Charts
were **female artists**

Note: 2008 data was **35%**

Note: 2012 data was **23%**

Source: BBC Research, USC Annenberg Inclusion Initiative
EBU-MIS 2019



ELECTRO MUSIC

FESTIVALS:

15%

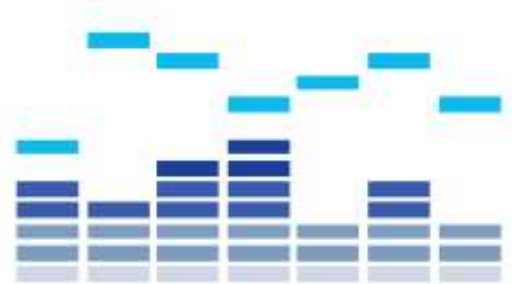
of all acts in
electro festivals
were **female**
(worldwide scope, 2015-2017)

CLUBS:

11%

proportion of
female DJs
performing in clubs
(worldwide scope, 2018)

Note: the proportion falls to 6%
when considering top-clubs only



Source: female:pressure, djanemag
EBU-MIS 2019



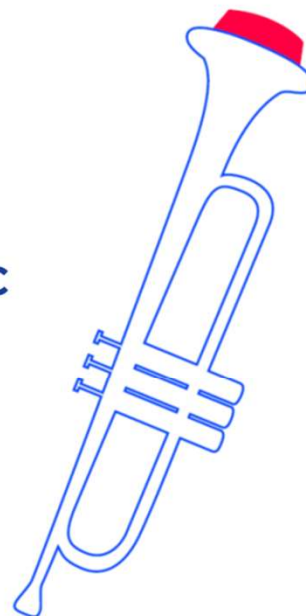
JAZZ MUSIC

Jazz music is suffering from the gender-stereotyping of musical instruments

10%

of artists in
French jazz music
productions
were **female**

(France, 2016)



100%

of nominees to
French Victoires du
Jazz Awards 2017
were **male**

Source: Adami (French collective management organization for the rights of performers) and trade press
EBU-MIS 2019



CLASSICAL MUSIC

MUSICIANS:

31%

of musicians in the world's
greatest orchestras
were **female**

(Worldwide, 2018)

1% of trumpet players

14% of basson players

94% of harp players

COMPOSERS:

98%

of works performed
in classical concerts
were written by
male

(Worldwide, 2018-19)



Source: Quartz at work, Donne Women in Music project
EBU-MIS 2019




PAY GAP

MAJOR LABELS:

34%

average
gender pay gap
Universal, Sony, Warner
(UK, 2018)



Source: MBW
EBU-MIS 2019

MEDIA INTELLIGENCE SERVICE

This report is published by the European Broadcasting Union's Media Intelligence Service (MIS).

MIS provides Member broadcasting organizations with the latest market data, research and analysis needed to plan their future strategies and stay ahead of the game.

Our experts cover a broad range of topics, including TV and radio trends, new media developments, market structure and concentration, funding and public policy issues.

PUBLICATION mis@ebu.ch

Produced by:
Dr. Florence Hartmann
hartmann@ebu.ch

October 2019

DISTRIBUTION / CONFIDENTIALITY

This publication is intended for public distribution. The information may be freely quoted if the source is clearly stated.

For detailed guidelines about how you may use this document and the data contained in it, please refer to our EBU-MIS [Data Use Policy](http://www.ebu.ch/mis) (available at www.ebu.ch/mis).

DISCLAIMER:

Please note that the EBU is not liable for any errors or inaccuracies in data provided by third parties

This publication is available to download at www.ebu.ch/mis

